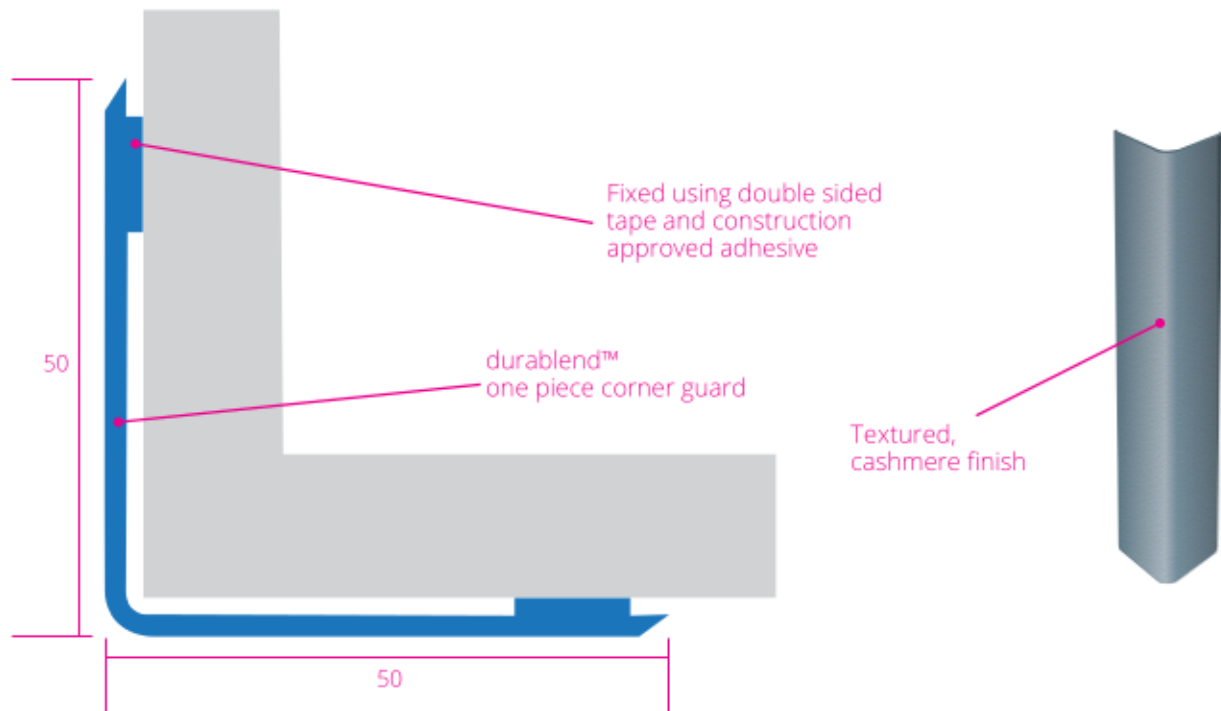




HEALTHCARE

PVC FREE

MEDIUM DUTY



Samples can be provided upon request,  
Get in touch on:  
01420 543 222

To mark-up your designs and floor plans with wall protection units, for recommended range of products most suitable for each corridor, wall or project, contact us: [sales@sdsprotection.co.uk](mailto:sales@sdsprotection.co.uk)

for RAL, LRV and more visit:  
[www.sdsprotection.co.uk/colours](http://www.sdsprotection.co.uk/colours)

Medium duty corner guards with 50mm flanges.  
Stick on durablend™ corner angle.  
Installed using self adhesive foam tape and construction approved adhesive.  
Suitable for use where flexibility is required.



All durablend profiles constitute ecologically sound, PVC-free, highly recyclable material. So whilst they can be specified and installed to adeptly rebuff impacts, by selecting durablend you can be assured our Planet suffers very little impact.

**SDS Protection Ltd**  
Unit 4, Guildford Road Trading Estate, FARNHAM, SURREY GU9 9PZ  
[www.sdsprotection.co.uk](http://www.sdsprotection.co.uk)  
[sales@sdsprotection.co.uk](mailto:sales@sdsprotection.co.uk)  
01420 543 222


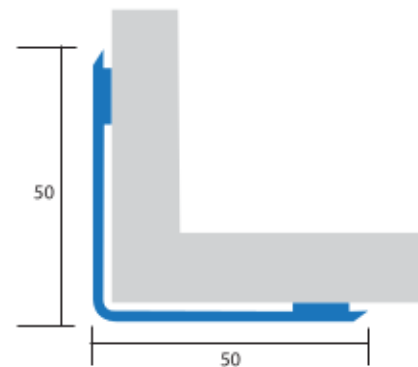


HEALTHCARE


PVC FREE

MEDIUM DUTY

Stick on Corner Guard



1 Cut the corner guard to the correct length and ensure the back is clean. Apply one strip of double sided tape 2mm from each edge.



2 Apply two beads of construction approved adhesive near the corner of the guard.



3 Apply to the wall and ensure corner guard is securely stuck by applying firm, even pressure.



4 Clean finished durablend™ SCG50 profile with SDS Protection durablend™ approved cleaner.

SDS Protection Ltd

Unit 4, Guildford Road Trading Estate, FARNHAM, SURREY GU9 9PZ

[www.sdsprotection.co.uk](http://www.sdsprotection.co.uk)

[sales@sdsprotection.co.uk](mailto:sales@sdsprotection.co.uk)

01420 543 222